



**SREEKRISHNAPURAM V. T. BHATTATHIRIPAD COLLEGE**  
**MANNAMPATTA, PALAKKAD**  
Reaccredited by NAAC with B\* Grade

# **STUDENTS' SATISFACTION SURVEY 2020-2021**

## **Introduction**

Feedback is the back born of the improvement process. As far as an educational institution is concerned, it is the students who have a say on how well the institution is working. From their feedback, we can find out the area where we have to make improvements. For that, a questionnaire was developed to conduct a Student Satisfaction Survey among the outgoing students of the academic year 2020-2021. The questionnaire was distributed among the students through Google Form and the results have been analyzed for further decision making.

## **Questionnaire**

Following multiple choice questions have been asked to the students through the questionnaire:

1. How much of the syllabus was covered in the class?
2. How well did the teachers prepare for the classes?
3. How well were the teachers able to communicate?
4. The teacher's approach to teaching can best be described as
5. Fairness of the internal evaluation process by the teachers.
6. Was your performance in assignments discussed with you?
7. The teaching and mentoring process in your institution facilitates you.
8. The institution provides multiple opportunities to learn and grow.
9. Teachers inform you about your expected competencies, course outcomes and program outcomes.
10. Your mentor does a necessary follow up with an assigned task to you.
11. The teachers illustrate the concepts through examples and applications.
12. The teachers identify your strengths and encourage you with providing right level of challenges.
13. Teachers are able to identify your weakness and help you to overcome them.
14. The institutions make effort to engage students in the monitoring, review and continuous quality improvement of the teaching learning process.
15. The institute / teachers use student centric methods, such as experiential learning, participative learning and problem-solving methodologies for enhancing learning experiences.
16. Teachers encourage to participate in extracurricular activities.
17. Efforts are made by the institute / teachers to inculcate soft skills, life skills and employability skills to make you ready for the world of work.
18. What percentage of teachers use ICT tools such as LCD projector, Multimedia, etc. while teaching?

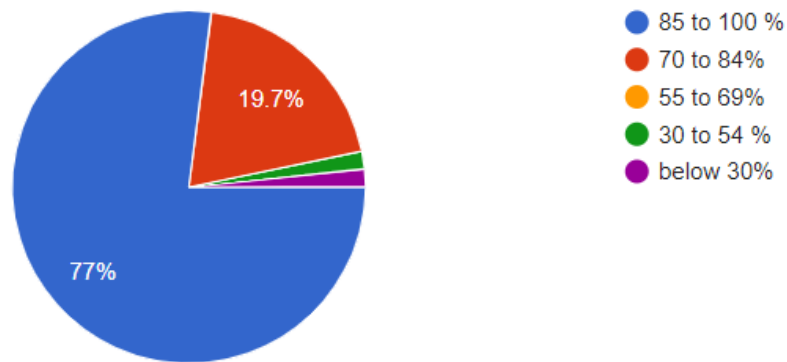
19.The overall Quality of Teaching - learning process in your institute is very Good.

20.Give three observation / suggestions to improve the overall teaching - learning experience in your institution

223 responses were received from all the departments of the college and the result is analyzed.

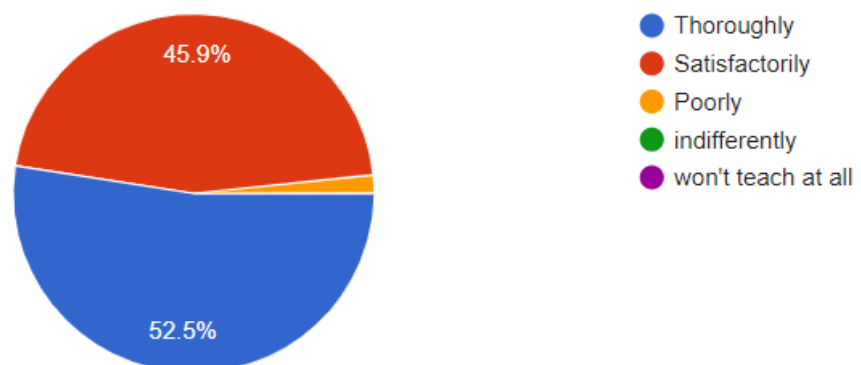
## DATA ANALYSIS AND INTERPRETATION

1. How much of the syllabus was covered in the class?



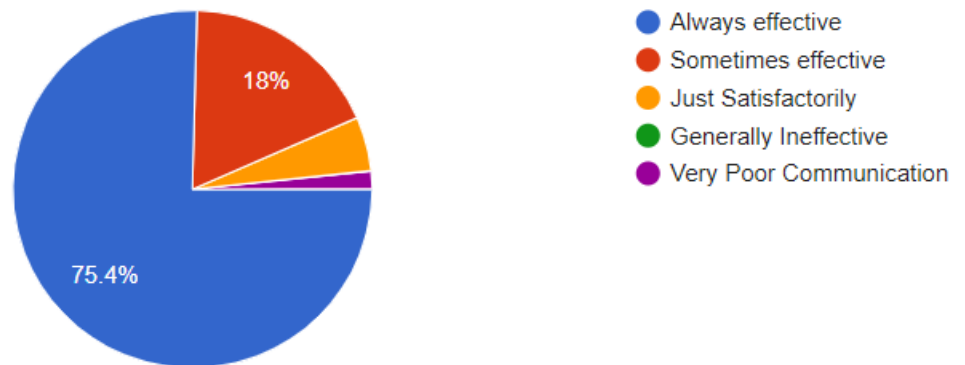
77% of the participants were of the opinion that the syllabus was covered on time.

2. How well did the teachers prepare for the classes?



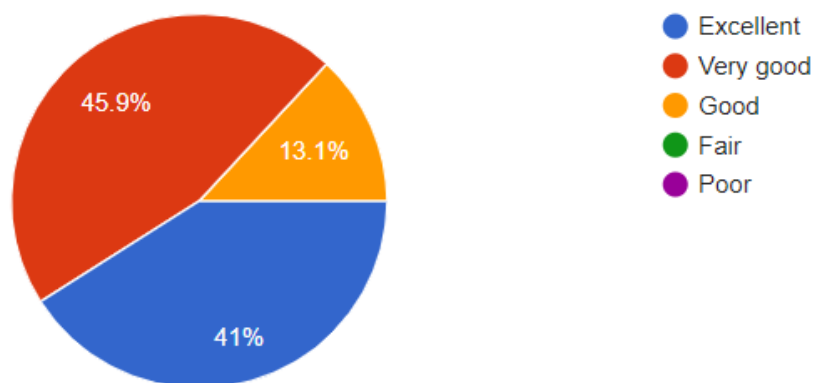
Regarding teacher's preparation, 52.5% students opinion that teachers prepare thoroughly and 45.9% students think that teachers' preparation is satisfactory.

3. How well were the teachers able to communicate?



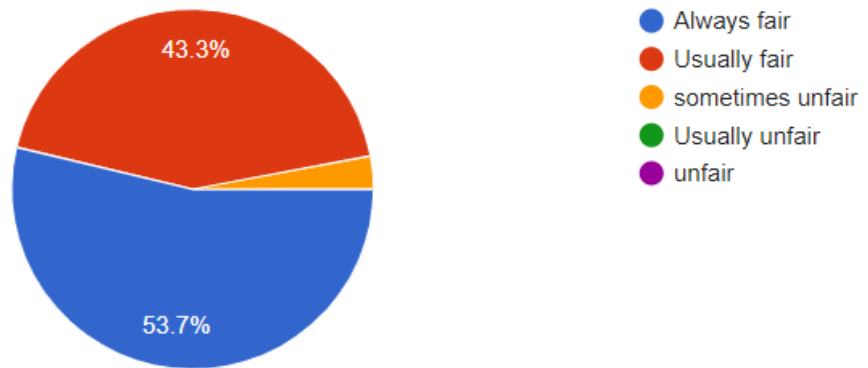
3/4<sup>th</sup> of the students say that the communication of teachers was effective.

4. The teacher's approach to teaching can best be described as



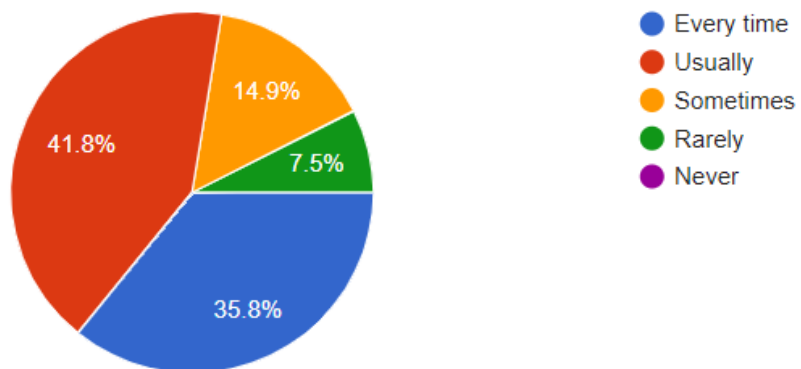
Almost 86% of the students say that teachers' approach was either excellent or very good.

5. Fairness of the internal evaluation process by the teachers.



97% of the respondents say that internal evaluation process was fair.

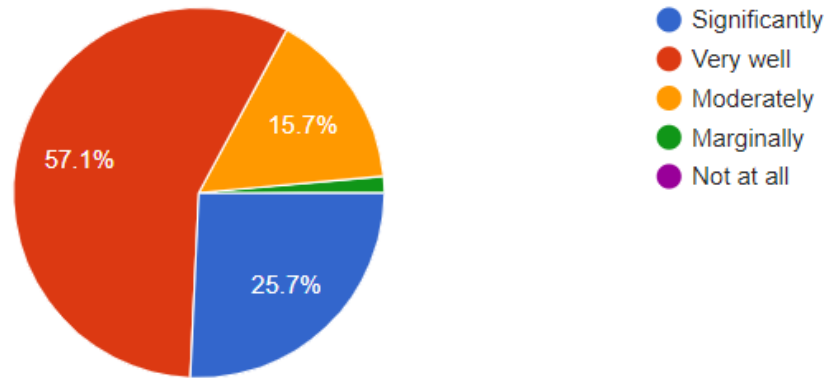
6. Was your performance in assignments discussed with you ?



---

The responds to this question say that teachers have to discuss a little more with the students regarding the performance in assignment.

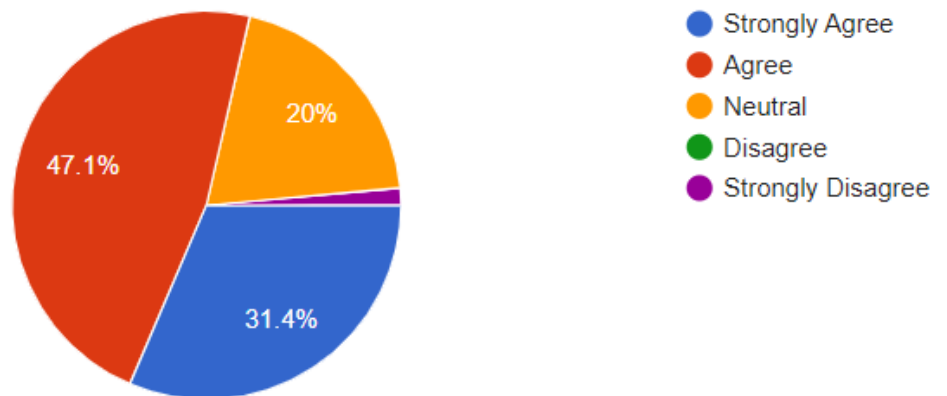
8. The teaching and mentoring process in your institution facilitates you.



---

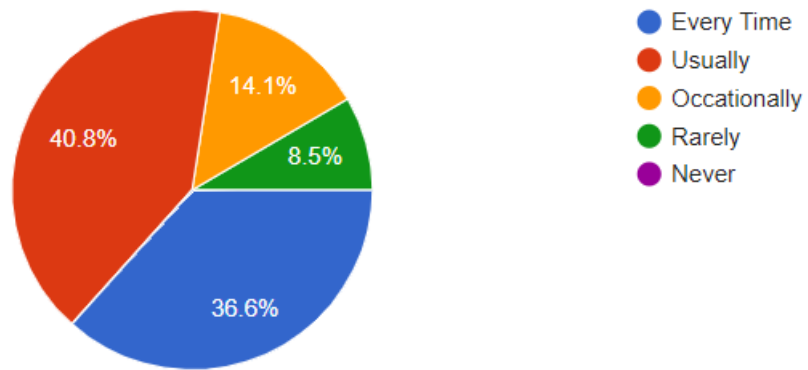
Students are satisfied with the teaching and mentoring process of the teachers.

9. The institution provides multiple opportunities to learn and grow.



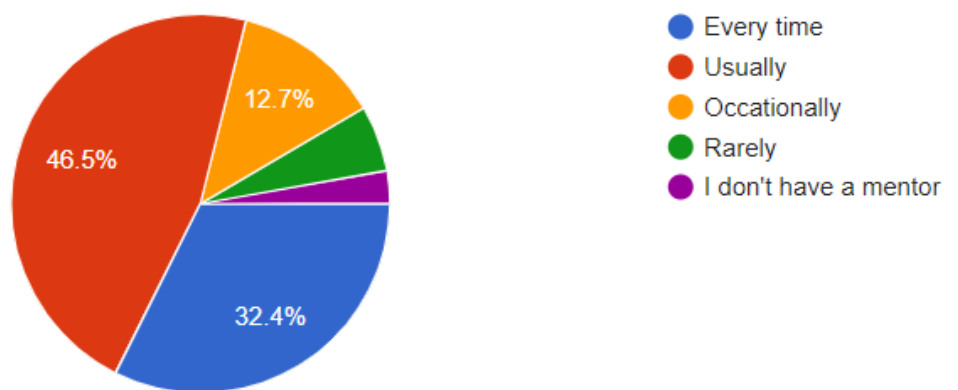
Almost 20% of the students say that they have no opinion regarding the availability of multiple opportunities to grow.

10. Teachers inform you about your expected competencies , course outcomes and program outcomes.



40.8 % of students are aware about the expectations of teachers and programme outcomes and course outcome of their syllabus.

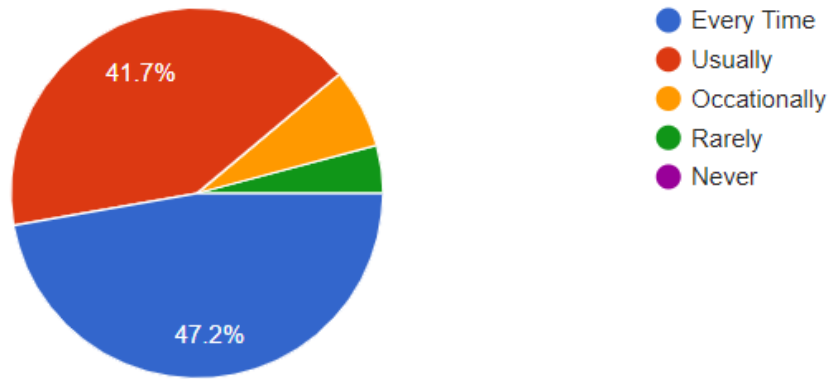
11. Your mentor does a necessary follow up with an assigned task to you.



Students are satisfied with the follow up activities of the mentors.

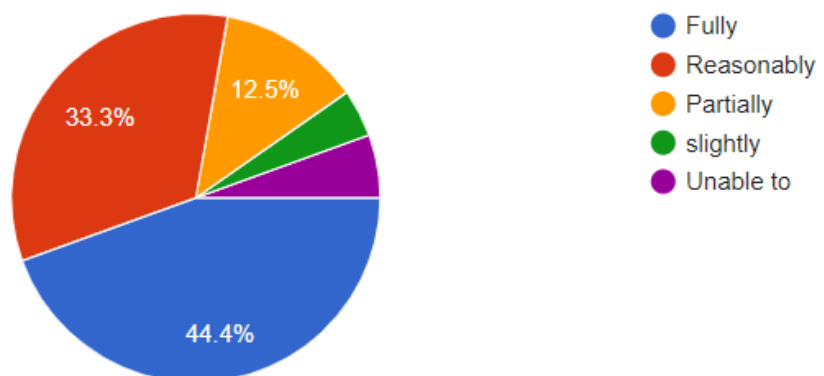


12. The teachers illustrate the concepts through examples and applications.



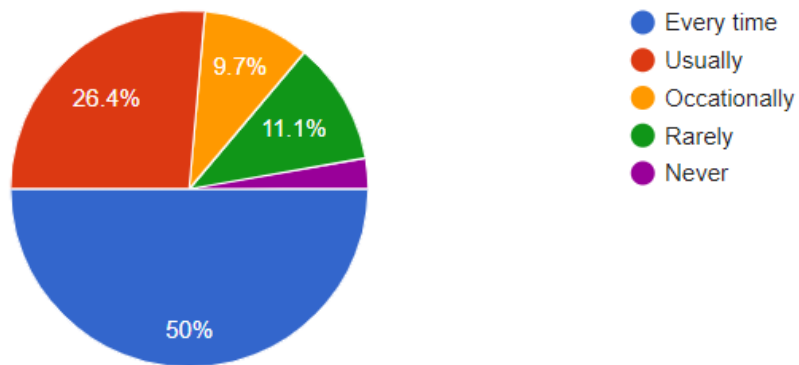
Almost 89% of the respondents were satisfied with the illustration style of the teachers.

13. The teachers identify your strengths and encourage you with providing right level of challenges.



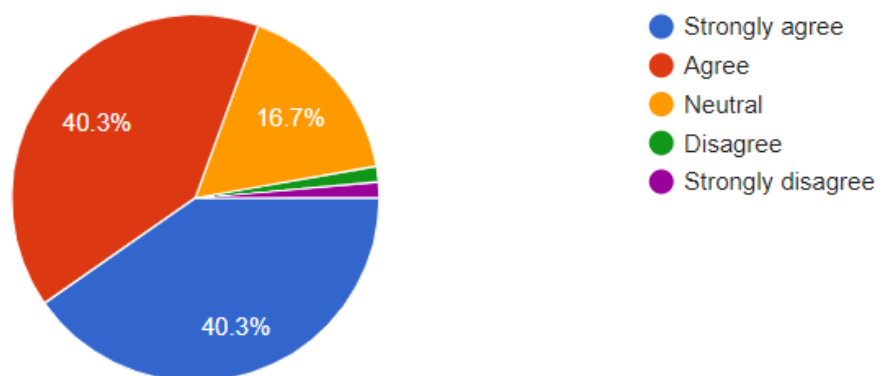
As far as teachers ability to identify the strength and encourage the students, 76% of the respondents are satisfied.

14. Teachers are able to identify your weakness and help you to overcome them.



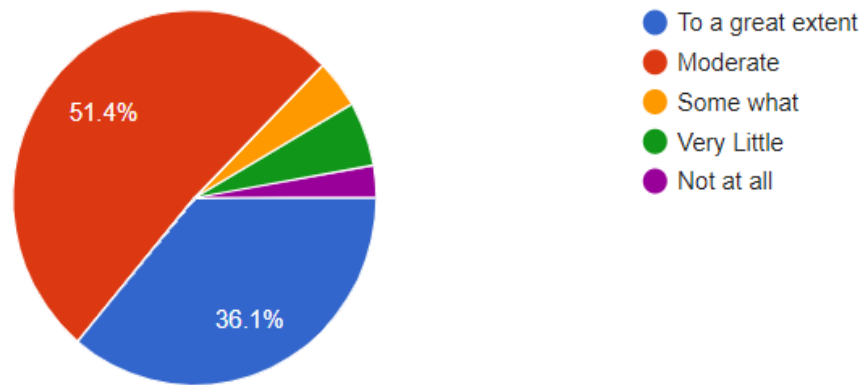
As far as teachers ability to identify the weakness and encourage the students, 76% of the respondents are satisfied.

15. The institutions makes effort to engage students in the monitoring , review and continuous quality improvement of the teaching learning process.



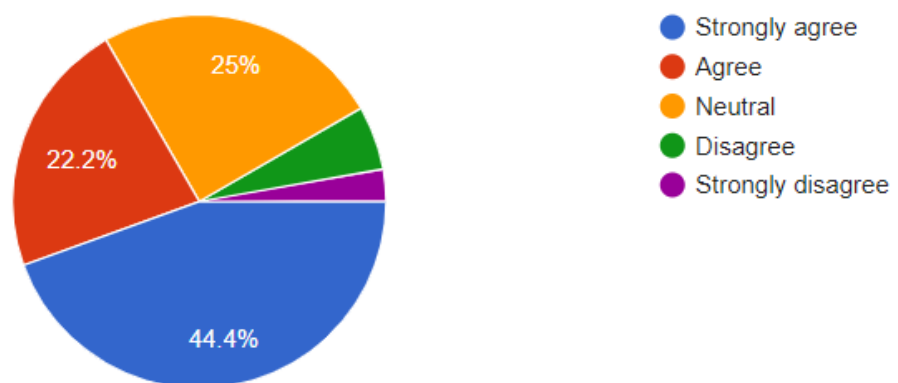
80% of students are satisfied with their participation in monitoring, review and continuous quality improvement process.

16. The institute / teachers use student centric methods , such as experiential learning, participative learning and problem solving methodologies for enhancing learning experiences.



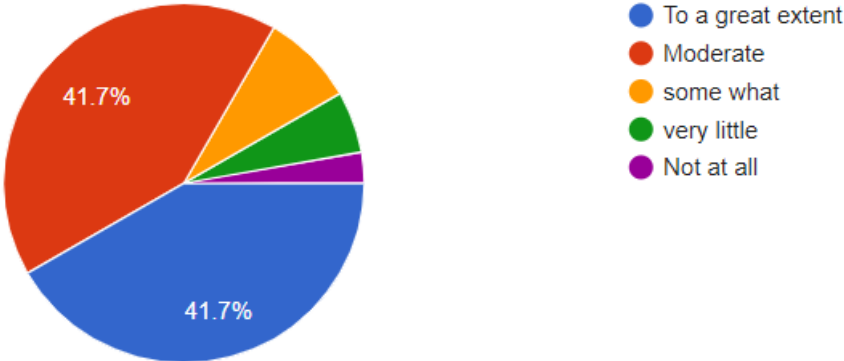
36.1% of the respondents believe that the teachers use students centric methods of teaching.

17. Teachers encourage to participate in extracurricular activities.



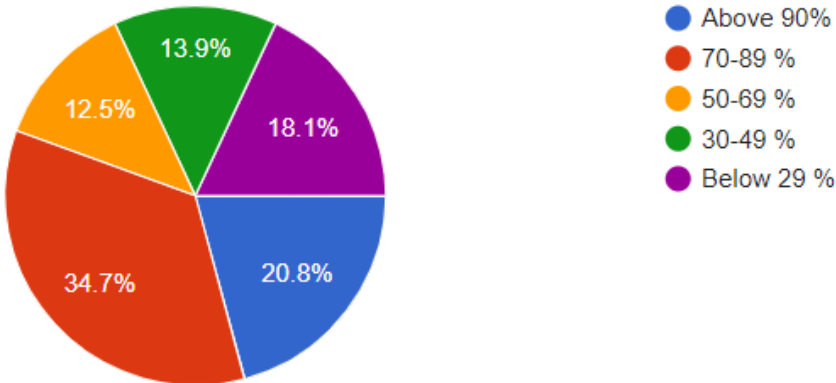
1/4<sup>th</sup> of the respondents have no opinion regarding the teachers' encouragement towards extra-curricular activities. So teachers shall focus on this point.

18. Efforts are made by the institute / teachers to inculcate soft skills, life skills and employability skills to make you ready for the world of work.



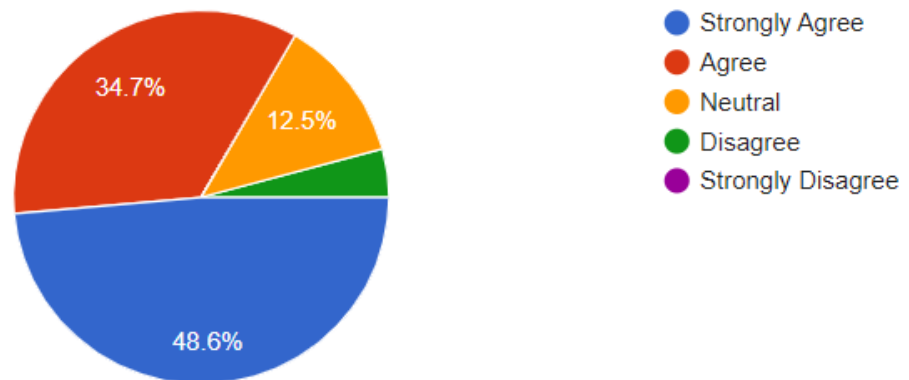
82% of the respondents are satisfied with the teacher’s effort to enhance soft skills among the students.

19. What percentage of teachers use ICT tools such as LCD projector, Multimedia, etc. while teaching.



The responds to this question reveals that more teachers shall use ICT tools and like that.

20. The overall Quality of Teaching - learning process in your institute is very Good.



Almost 80% of the respondents are satisfied with the overall quality of the teaching-learning process.

## Conclusion

The results of the survey gave a very good insight into the what the students want from the institution and how far the institution is successful in meeting the demands of the students. Though the classes during the academic year 2020-2021 was affected with the COVID Pandemic, the students are very much satisfied with the way the teachers approach them.